

European
Spine Journal



Meet
The Experts

Meet The Experts™ 2018 Meeting

Spine Sciences Forum - Meet the Experts™

Two Decades of Sagittal Balance

16 & 17 March 2018

Meliá Castilla
Madrid - Spain



Faculty

Chairmen

Max Aebi
Pedro Berjano

Claudio Lamartina
Jean-Charles Le Huec

Faculty

Max Aebi	Bern, Switzerland
Pedro Berjano	Locarno, Switzerland
Riccardo Cecchinato	Milan, Italy
Robert Gunzburg	Brussels Belgium
Brice Ilharrebordere	Paris, France
Heiko Koller	Bad Wildungen, Germany
Claudio Lamartina	Milan, Italy
Jean-Charles Le Huec	Bordeaux, France
Lawrence Lenke	New York, USA
Dan Riew	New York, USA
Frank Schwab	New York, USA
Marek Szpalski	Brussels, Belgium

Meeting Secretariat

Scientific Secretariat

Maryem-Fama Ismael Aguirre
Editorial Board Member ESJ
dra.ismael@gmail.com

Organisation

MediCongress Services
Noorwegenstraat 49
9940 Evergem, Belgium
Phone: +32 (0)9 218 85 85
info@medicongress.com
www.medicongress.com

Welcome Address

Dear Colleagues and Friends,

The promotion of quality management is essential. Treatment outcome assessment, research outcomes, guidelines, best papers and best practices are not known by all practitioners.

For this reason, the European Spine Journal organises its second Spine Sciences “Meet the Experts™” Forum focusing on sagittal balance.

Experts in the field of sagittal balance have been carefully selected and asked to provide the Journal with an article describing their techniques and experience. These articles will be published as a ‘special issue’ of the European Spine Journal.

The Spine Sciences “Meet the Experts™” Forum aims at optimizing exchanges of knowledge.

This peer-reviewed meeting will be highly interactive. With this scope, the format has been designed and based on interactive case-based discussions with experts - rather than on lectures - with residual time left for discussion. You will have the opportunity to interact with some of the most respected world experts in the field, while bridging between state-of-the-art sciences and clinical practice.

We wish you an instructive and stimulating Meeting.

Robert Gunzburg
Editor-in-Chief European Spine Journal

Programme - Friday, 16 March

08.00 **Welcome**
Robert Gunzburg and Chairmen

Presentations
Moderators: Robert Gunzburg and Marek Szpalski

08.10 **Thoracolumbar alignment: What do we know, what do we miss**
Claudio Lamartina

08.25 **Cervical alignment: What do we know, what do we miss**
Pedro Berjano

Case Based Topics
Moderators: Pedro Berjano and Jean-Charles Le Huec

08.40 **Sagittal balance in idiopathic scoliosis**
Presenter: Claudio Lamartina
Lecturer: Brice Ilharreborde

09.40 **Spine deformity case: Functional or structural?**
Presenter: Frank Schwab
Lecturer: Max Aebi

10.40 **Coffee Break**

Case Based Topics
Moderators: Pedro Berjano and Claudio Lamartina

11.00 **Cervical imbalance**
Presenter: Daniel Riew
Lecturer: Jean-Charles Le Huec

12.00 **Trunk osteotomies for cervical problems**
Presenter: Jean-Charles Le Huec
Lecturer: Frank Schwab

13.00 **Lunch and Industry Workshops (see page 9)**

Programme - Friday, 16 March

Round Table
Moderators: Max Aebi and Claudio Lamartina

15.00 **My worst-ever case**
Brice Ilharreborde

15.20 **My worst-ever case**
Helko Koller

15.40 **My worst-ever case**
Frank Schwab

16.00 **My worst-ever case**
Daniel Riew

16.20 **Coffee Break**

Keynote Lecture
Moderators: Claudio Lamartina and Marek Szpalski

16.40 **Anterior osteotomies for cervical kyphosis**
Daniel Riew

Case Based Topics
Moderators: Max Aebi and Jean-Charles Le Huec

17.10 **Hypercomplex osteotomies for adult deformity**
Presenter: Riccardo Cecchinato
Lecturer: Pedro Berjano

18.10 **End of day 1**

Programme - Saturday, 17 March

07.45 **Summary of Day 1**
Chairmen

Case Based Topics

Moderators: Pedro Berjano and Claudio Lamartina

08.00 **Mechanism in junctional failure of thoracolumbar fusion: Biomechanics and clinical series**
Presenter: Jean-Charles Le Huec
Lecturer: Frank Schwab

Moderators: Pedro Berjano and Jean-Charles Le Huec

09.00 **Parkinson's disease and sagittal deformity**
Presenter: Claudio Lamartina
Lecturer: Max Aebi

10.00 **Osteotomies in ankylosing spondylitis**
Presenter: Claudio Lamartina
Lecturer: Heiko Koller

11.00 **Coffee Break**

Keynote Lecture

Moderators: Max Aebi and Marek Szpalski

11.30 **Parameters of global body alignment**
Lawrence Lenke

12.00 **Lunch and Industry Workshops (see page 11)**

Programme - Saturday, 17 March

Case Based Topics

Moderators: Pedro Berjano and Claudio Lamartina

14.00 **Proximal junctional kyphosis**
Presenter: Max Aebi
Lecturer: Claudio Lamartina

15.00 **Is always overcorrection a problem?**
Presenter: Pedro Berjano
Lecturer: Frank Schwab

16.00 **End of the Meeting**



©DePuy Synthes Spine, a division of Synthes GmbH. 2018. All rights reserved. DSEM/SPN/0216/0447

With You Every Step of the Way

Spine Procedural Solutions



DePuy Synthes *People inspired™*

PART OF THE Johnson & Johnson FAMILY OF COMPANIES

Satellite Symposia / Workshops - Friday, 16 March

Format: A rotation system allows all attendees to participate in all 4 Satellite Symposia / Workshops, as each group of attendees moves from room to room every 30 minutes.

Lunch is served in each room.



PART OF THE Johnson & Johnson FAMILY OF COMPANIES

Room Tapices

13.00 - 15.00

**Sagittal balance and deformity in the thoracolumbar spine
– Case presentations**

Heiko Koller

Room Escorial



INNOVATION. FOCUS.

13.00 - 15.00

Sagittal unbalance in severe spondylolisthesis

Claudio Lamartina

Room El Prado



International



13.00 - 15.00

Pedicle screws accuracy in adult and pediatric deformity

Riccardo Cecchinato



Room Jardin

13.00 - 15.00

Case discussion: Sagittal alignment in lumbar revision

Dominique Rothenfluh and Pedro Berjano



K2M

COMPLEX SPINE
INNOVATIONS™



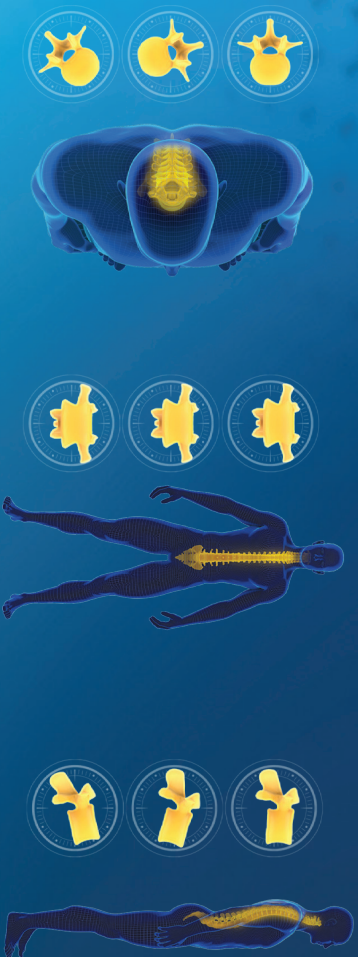
BALANCE:VCS®

AXIAL/CORONAL/SAGITTAL

by

K2M

A comprehensive platform that applies three-dimensional solutions across the entire clinical care continuum to help drive quality outcomes for spine patients.



AXIAL

CORONAL

SAGITTAL

Satellite Symposia / Workshops - Saturday, 17 March

Format: A rotation system allows all attendees to participate in all 4 Satellite Symposia / Workshops, as each group of attendees moves from room to room every 30 minutes.

Lunch is served in each room.



Part of the Johnson & Johnson family of companies

12.00 - 14.00

Cervical deformity – Case presentations

Heiko Koller

Room Tapices



12.00 - 14.00

Finding hidden deformity through determining Total Body Balance

Pedro Berjano

Room Escorial



International

12.00 - 14.00

The ALIF strategy in adult deformities

Claudio Lamartina and Beat Wälchli

Room El Prado

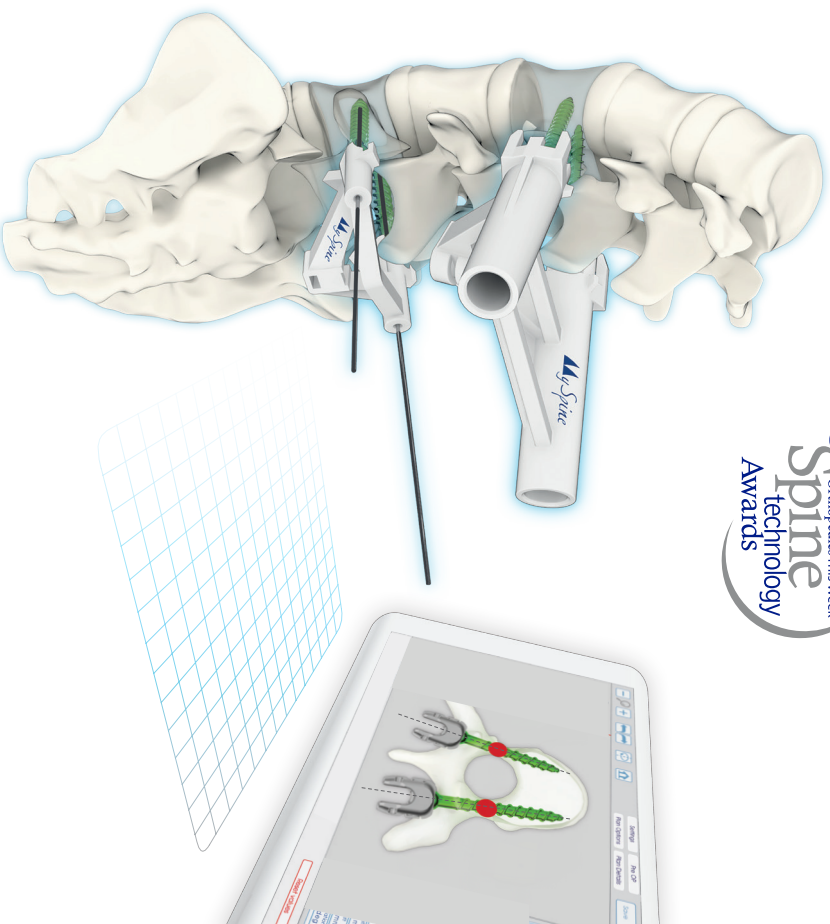


12.00 - 14.00

Case discussion: Sagittal alignment in adult deformity

Riccardo Cecchinato and Dominique Rothenfluh

Room Jardin



Unique Anatomies Patient-Matched Solutions

Registration and General Information

Registration Fee

	On-Site
Participant	€ 450,00

The registration fee includes:

- Access to the scientific sessions
- Access to the industrial exhibition
- Daily lunches and coffee breaks as announced in the programme

On-site Registration Opening Times

Friday, 16 March: 07.00 - 18.15 hrs
Saturday, 17 March: 07.00 - 16.00 hrs

Badges

Participants are obliged to wear the official ESJ – Meet the Experts™ badge on all occasions.

Participants who lost their badge will have to register and pay anew.

Venue

Meila Castilla
Capitan Haya 43
28020 Madrid
Spain

Language

The official language of the Meeting will be English.

Coffee and Lunch

Coffee will be served in the exhibition area during the breaks between sessions. Lunch will be served in the meeting rooms of the Satellite Symposia and Workshops.

Accreditation

The Meet the Experts™ 2018 Meeting has been granted 11 European CME credits (ECMEC) by the European Accreditation Council for Continuing Medical Education (EACME). Participants will receive a certificate of attendance with accreditation details via email after the Meeting.

Dress Code

The dress code of the Meeting is business casual.

Liability

In registering for the Meet the Experts™ 2018 Meeting, participants agree that neither the European Spine Journal nor the Organising Secretariat assume any liability whatsoever. Participants should therefore organise their own health, travel and personal insurances.



MEDACTA.COM

© 2018 Medacta International SA. All rights reserved - rev/ESJ2018



ACR®: ANTERIOR COLUMN PROCEDURES TO RESTORE GLOBAL ALIGNMENT

Alternative methods to traditional open posterior procedures that allow surgeons to address sagittal alignment from the anterior column, while adhering to standard deformity principles.

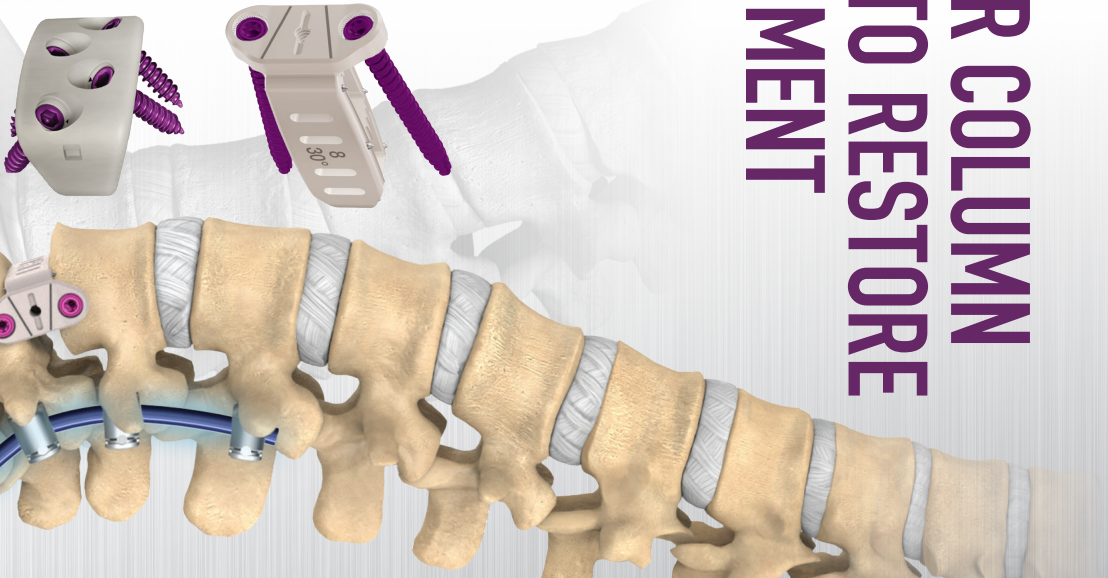
XLIF® ACR: Decreased Morbidity

XLIF ACR is designed to decrease or eliminate the need to perform extensive posterior osteotomies.

ALIF ACR: Restoration of Alignment

2/3 of lumbar lordosis occurs between the L4 and S1 lumbar levels.¹ ALIF ACR enables surgeons to rebuild lumbar lordosis at the foundation of the spine, where it matters most.

¹Tronzo et al. SI, Galloway R, Janki TJ, et al. Radiographic measurement characteristics of the sagittal lumbar spine from a normal population with a method to synthesize prior studies of lordosis. *Clinical Spine Surgery* 1997;10(5):580-6.



Major Sponsors



Exhibitors

